


TRACK MY FISH FOR TOURNAMENTS SCORING PLATFORM USER MANUAL

To log catches and score tag & release points, all GAMEX teams must use the **Track My Fish for Tournaments** phone app.

NOTE: This is only for billfish (marlin, sailfish, spearfish & swordfish) and sharks (whaler, hammerhead, tiger, mako, blue, porbeagle & thresher sharks) which are all tag & release only. Competitors do not need to use the app to log any fish which will be weighed in for point score.

DOWNLOAD THE APP

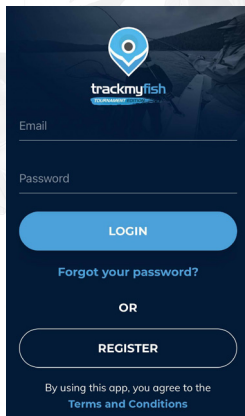
Make sure your phone software is up to date, then download or update the Track My Fish for Tournaments phone app via the Apple App Store (iPhone) or Google Play (Andriod).



CREATE AN ACCOUNT & LOGIN

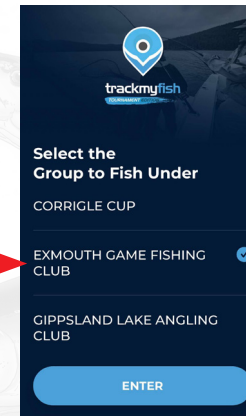
If you have not used the app before, please register a new account and log in.

NOTE: If you have previously used the ARFF Tacklebox App during Exmouth Game Fishing Club events, you may already have an existing account and do not need to create another.



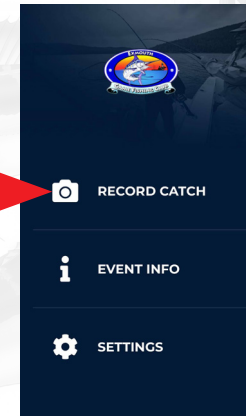
SELECT GROUP

Select 'Exmouth Game Fishing Club', then press ENTER.

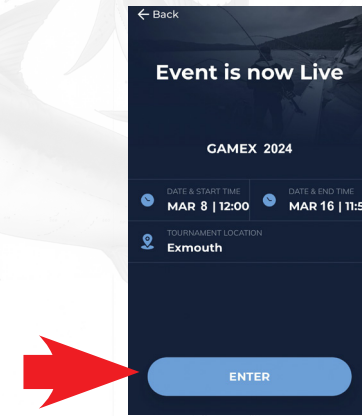



LOG A CATCH

To log a catch, select RECORD CATCH from the home screen.

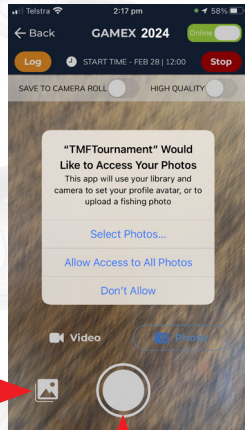


Choose GAMEX 2024 and press ENTER, then press ENTER on the following screen.



LOG A CATCH (continued)

The app requires a photo to be submitted to record your tag & release catch. There are two ways to do this – either take a photo directly on the app using the camera button OR use a photo from your phone's photo library. To use a photo from your phone's photo library, you will need to allow the app to access your photos.



Use this icon to upload a photo from your photo library



Use this icon to take a photo directly from the app

With a photo taken, hit the TICK icon at the bottom of the screen to submit it. If you would like to change or take another photo, press the REFRESH icon at bottom right of screen to input a different photo.




Use this icon to take a different photo



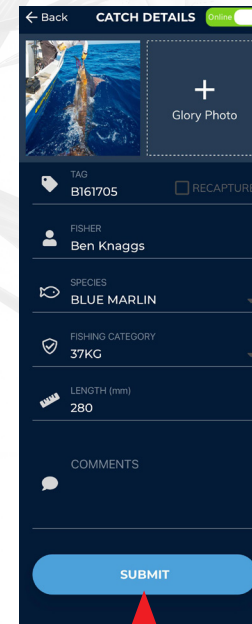
Use this icon to submit the photo

LOG A CATCH (continued)

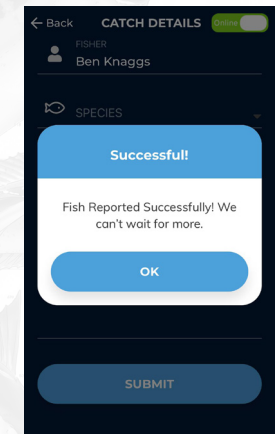
The app is designed to have a photo of each fish submitted as proof of capture. However, this can be difficult in a moving boat or rough weather. If you find it too difficult to submit a photo of the fish, instead take a photo of the tag card. The card does not need to be filled out, but must clearly show the tag number.



With a photo selected, the next screen asks you to record the details of the catch. Input TAG NUMBER, select FISHER, SPECIES, LINE CLASS and input FISH LENGTH. Double check all details are correct, and then press SUBMIT.



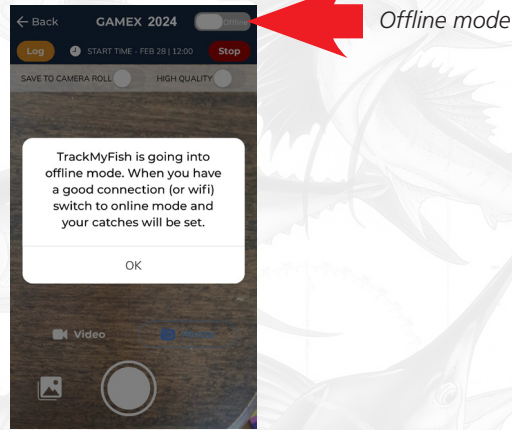
Click to submit your catch



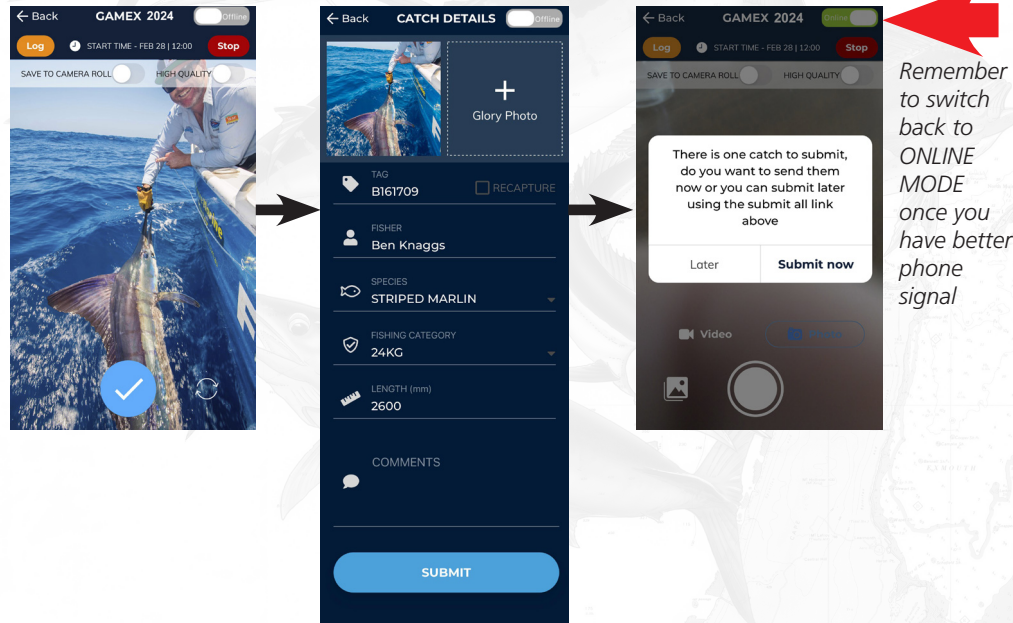
Once the catch is successfully submitted, you will receive this confirmation message

RECORDING A CATCH IN OFFLINE MODE

Poor phone signal can make logging a catch on the app difficult. Therefore, the app features an 'OFFLINE' mode. **We recommend all teams use OFFLINE MODE.** To switch to OFFLINE MODE when you have poor phone signal, press the tab at the top right of the RECORD CATCH screen.

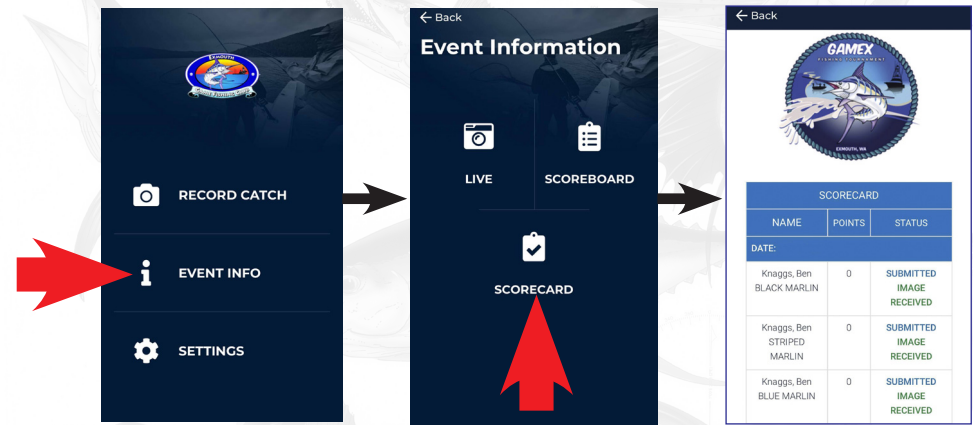


The process for logging a catch in offline mode is exactly the same. **However, you must remember to switch the app back into ONLINE MODE when you get back to solid phone signal.**



CHECKING YOUR SCORECARD

To double check your catches have been submitted, choose EVENT INFO from the home screen, then choose SCORECARD. From the SCORECARD screen you can view all the catches you have reported, and their status.



CHECKING THE TOURNAMENT SCORECARD

The Track My Fish for Tournaments app features a live scoreboard which all teams can follow throughout the event. HOWEVER, the scoreboard relies on all teams having solid phone signal to be truly live. With most teams choosing to record their catches in offline mode, and score checks needing to take place at the tournament Weigh Station each evening, the scoreboard is only accurate approximately two hours after each day's Weigh Station close through until the start of fishing the following morning.

To view the tournament scoreboard, choose EVENT INFO from the home screen, then choose SCOREBOARD. Be sure to choose GAMEX 2024 from the list of events, then scroll down to view the current scores for all GAMEX tournament categories.

